



Folsom Garden Club

Neighborhood Gardeners since 1934

Mailing Address:
P.O. Box 1681, Folsom, Ca 95763
Website: www.folsomgarden.org

October 2010 Newsletter

**“For man, autumn is a time of harvest of gathering together.
For nature, it is a time of sowing, of scattering abroad.” –Edwin Way Teale**

Board of Officers

2010– 2011

President

Erin Angulo
(916) 983-6557
(916) 768-3629 cell
palidans@aol.com

1st Vice Presidents

Sally Berry
(916) 933-4885
sallyaberry1@gmail.com

and

Jan-Can Prendergast
(916) 855-3210
jan@jan-can.com

2nd Vice President

Brenda Dayton
(916) 351-0862
daytoncharles@comcast.net

Treasurer

Joye Gephart
(916) 715-1418
mikeandjoye@gmail.com

Recording Secretary

Lynn Emmick
(916) 294-9960
lynnemmick@yahoo.com

Parliamentarian

Denny Wiemers
(916) 983-1008
dwiemers@earthlink.net

October 7, 2010

Business Meeting – 10:00 am

The Rotary Clubhouse in Lew Howard Park

Guest Speakers: Brian Fishback, President of Sacramento Area Beekeeper's Assn., will speak on "How Bees Affect Your Garden" and Kyle Floyd of Village Nursery in Sacramento will speak on "How to Attract Native Beneficial Insects to Your Garden"

Be Green: - To aid in saving the earth, bring your own cup if possible.

Hodgepodge Table - Please bring plants, cuttings, divisions, etc. to add to hodgepodge table



October Birthdays

4 Alice Wilcox
5 Anne Blake
9 Rhonda DesVoignes
10 Grayce Vander Broek
15 Moises Jauregui, Jr.
17 Carol McKee
20 Sallie Brooks
21 Robert Sanders
22 Lynn Emmick



SRVD - The Sacramento River Valley District
www.californiagardenclubs.org

National Garden Club www.gardenclub.org

The President's Corner

President, Erin Angulo
983-6557
(916) 768-3629 cell
palidans@aol.com



Happy Fall fellow gardeners!
What a wonderful time of the year to enjoy our gardens! I know mine is blooming and the fruits and vegetables keep coming! Does anyone need more zucchini?!

I hope you all made it to our first meeting a few weeks ago. We had a great turn out and many new members are joining – more help for our garden tour! Sally and Jan-Can have a great year of speakers and dirt garden events coming our way and I have already made two of the floating ponds (with a learning curve thrown in!).

I look forward to seeing all of you at our meetings and hope you will take advantage of all OUR club has to offer!

Yours in the love of gardening, -- *Erin Angulo*

September 2nd Meeting of the Folsom Garden Club



“I would like to thank the following people for helping to make our meeting such a success. Joyce Roderick for sharing the beautiful sunflowers from her garden. Thank you Joyce. Sue Nelson, Dorothy Populorum, Nina Sanders, Nada Boatright, Kathy Bunny and Erin Angulo for the delicious refreshments. We couldn't have done it without all of your help.” - *Anna Lombard*

There were 63 in attendance with twelve new members joining the Club. The hodgepodge table took in \$31.50.

The Raffle Table took in \$108.00. Penny Pines collected \$32.00.



Guest Speaker – Sue Golden of Golden Pond Water Plants

Sue demonstrated how to create a floating garden with chicken wire to shape the frame and spray insulation foam. She also brought many water garden plants for members to buy.

For more information, visit Golden Pond Nursery in Loomis
3275 Sierra College Blvd, Loomis, CA 95650-9003

916-652-5459 Open April - October Hours Fri-Sun 10-4

Plant of the Month – Grayce Vander Broek selected white lantana as plant of the month




A very hardy flowering perennial does well in full sun and is drought tolerant. The showy flowers are snow white blooms with small yellow centers. Cut back each bloom period to encourage re-bloom all summer long. Lantanas are heat lovers and are also nectar sources for butterflies.

Check out the "Help Wanted Section" on page 6.

Mark Your Calendars

VOLUNTEERS NEEDED - Saturday, October 2 – 10am to 4pm Folsom Family Expo & Wellness Event –At the Folsom Community Center

Last call for volunteers to help with the Folsom Family Expo & Wellness Event on Saturday, October 2nd. If you would like to sign up to help in the club booth please contact Sally Berry at 916.933.4885 or email her at sallyaberry1@gmail.com (this is a new email address). We will be helping children make simple masks and plant small vegetables in peat pots. The hours are 10 a.m. to 4 p.m. and with your help we will be working shifts of 2 hours each.



Folsom Garden Club Events

Oct 2 – 10am – 3pm – Health and Wellness Fair
Volunteers are needed to help with the Health Fair put on by Mercy Hospital - to help kids plant vegetables. **Contact Sally Berry 933-4885**

Oct 20 – 10am High Hand Nursery Tour
Meet in Target parking lot. **Contact Sally Berry 933-4885**

Nov 4 – 10am – Folsom Garden Club Business Meeting

Other Garden Activities and Events

Oct 2 – 1 – 6pm – Hinkle Creek Demo Garden to be installed in Folsom. The City of Folsom and Intel volunteers welcome the public to join in the planting event or to visit and enjoy the garden and surrounding nature trails. Most if not all of the plants will be "Arboretum All-Stars" or California natives. Questions contact City of Folsom Water Management Program (916.355.7252).

Oct 9 – 10am to 4pm – Folsom Home & Garden Show
At the Folsom Sports Complex – located behind the Folsom Home Depot.

Oct 10 – 10am to 4pm – Placer Farm and Barn Tour
9 Farms & Ranches in Placer County. Come experience: Workshops, Demonstrations, Food, Wine Tasting, Music, Artists. Only 1,000 tickets will be sold. Contact the Placer Visitor's Bureau in Auburn (530.887.2111) or online at www.brownpapertickets.com

Oct 16 – 9am to 3 pm - Fall Bamboo Open House at 5719 Jersey Drive in Rocklin. Bamboo and Japanese Maples for sale. Sean, Mad Man Bamboo (916) 300-6335
www.madmanbamboo.com

Oct 23 – 7 – 9:30am "Make a Difference Day"
Folsom Tree Planting: Plan to plant 500 trees along E Bidwell from Riley to Hwy 50.
Contact: Isabella Barcellona at ibarcellona@sbcglobal.net

Oct 23 & 24 – Capitol City Bonsai Association, 11th
Anniversary Show, Shepard Garden & Arts Center, 3330 McKinley Blvd, Sacramento



Fall Bamboo Open House - October 16

Saturday, October 16, 2010, 9 am to 3 pm at 5719 Jersey Drive in Rocklin. Bamboo and Japanese Maples for sale. Mark the date on your calendar! Sean, Mad Man Bamboo (916) 300-6335 www.madmanbamboo.com



High Hand Nursery Tour – October 20

Our Lunch and Tour of High Hand Nursery in Loomis will be on Wednesday, October 20th. We will meet at 10:00 a.m. in the Target parking lot near the old Mervyn's Building and depart at 10:15 a.m. Please let Sally Berry know if you have to cancel so your space can be passed on to someone else. Contact Sally at 916.933.4885 or email her at sallyaberry1@gmail.com (this is a new email address).



Folsom Tree Planting: October 23

Plan to plant 500 trees along E. Bidwell from Riley to Hwy 50. Oct 23 "*Make a Difference Day*" 7-9:30AM Set up starts at 5:30am, clean up at 11am. Need 250-300 Volunteers for planting, sign ups, food and tree distribution. Free food and beverages and T shirt for all volunteers Contact: Isabella Barcellona at ibarcellona@sbcglobal.net

Gardening Tips

Before fall planting, clear weeds and stones, till the soil, and add amendments.

Renew mulch, to keep soil cool and protect plants in this hot month, spread organic mulch up to 4 inches thick on beds. Keep it from directly touching trunks and crowns of plants.

Compost, gather faded annual flower and vegetable plants (chopping up big ones like tomatoes), and add them to your compost pile. Throw away diseased material, thick stems, and root balls.

Harvest frequently, pick summer squash when young; figs, melons and tomatoes when fully ripe; and peppers as they color. Store produce in reusable, washable Produce Stand Collection bags made from recycled materials.

Start Greens, sow or transplant leafy greens for harvest during the cool months and into spring.



Plant Daffodils - Lucy

Tolmach, director of horticulture for Filoli House and Garden in Woodside, recommends fragrant 'Falconet' or 'February Gold' for containers, and white 'Inbal' or 'Mount Hood' for planting where yellow doesn't work.



Outsmart pests - Manage ants: Ants streaming up the trunk of a bush or tree probably are protecting scale or aphids from predators. Stop them with a Tree Tangle foot Insect Barrier applied to a collar of duct tape around the trunk. Otherwise, leave ants alone since they aerate the soil and clean up garden debris, advises Annie Joseph, an educator with Our Water Our World (www.ourwaterourworld.org) a program devoted to pest-management strategies that protect waterways.



SMUD OFFERS FREE WOOD CHIPS NOW AT NEW LOCATION

Customers may haul away free wood chips from a new bin on Folsom Boulevard at 62nd Street, adjacent to Giovanni's Pizza.

SMUD crews clear limbs and vegetation from power lines to minimize power outages.

They turn those clippings into coarse mulch, available for free to customers.

The new bin, made of recycled power poles, replaces the one at SMUD's 59th Street yard. It allows easy access from Folsom Boulevard, and is open 9 a.m. to 2:30 p.m., Monday through Friday.



Chrysanthemum

Photo: © Marie Iannotti (2007) licensed to About.com, Inc.

There are many varieties of mums, not all particularly hardy. The plants sold in the fall as 'Hardy Mums' should have been sold to us in the spring, to be reliably hardy in the north. However we wouldn't have had the patience to plant them and wait.

Mums and pumpkins are the flag bearers of fall. Try and get your potted mums in the ground ASAP. Keep them well watered and mulch once the ground freezes and you'll stand your best chance of having truly hardy mums. Zones 3 – 9

? MYSTERY VINE ?

I found this yellow stringy stuff clinging to one of my plants.
Does anyone else have this? - *Diane Stout*

See page 6 to find out what it is.



2010 Perennial Plant of the Year

I recently found this plant on the internet and wanted to share even though the year is almost over. The Perennial Plant Association (PPA) has announced *Baptisia australis* is the 2010 Perennial Plant of the Year. -- *Diane Stout*

Baptisia australis

Blue false indigo grows three to four feet tall and three to four feet wide in an upright habit. This exceptional perennial grows across a wide range of zones and is one of the most adaptable native species.

Newly emerging shoots produce violet-blue, lupine-like flowers in erect 10- to 12-inch racemes atop flower stems extending well above the foliage mound of clover-spring flowers are present for three to seed pods which turn charcoal black consider to be ornamental. The common this perennial by early Americans as a

anchor the back of the border. It is also gardens, and native area of prairies and in small groups. Blue false indigo can perennials to make interesting



like, trifoliolate, bluish-green leaves. The four weeks. The flowers give way to inflated when ripe and which flower arrangers name, blue false indigo, refers to the use of dye.

Baptisia australis is an excellent plant to valuable for cottage gardens, native plant meadows. It is best as a specimen or planted be used with bulbs and other spring flowering combinations.

- Light - Plants thrive in full sun. Plants grown in partial shade may require staking.
- Soil - This North American native is easily grown in well-drained soil and is drought tolerant after establishment.
- Uses - This spring flowering shrub-like perennial may be used to fill the back of the border or in the wild garden.
- Unique Qualities - The combination of flower and leaf color is dramatic in the early blooming season. Flowers are followed by inflated seed pods that are useful for dried flower arrangements.

Hardiness - USDA zones 3-9

HELP WANTED

Check at the meeting for sign up sheets or contact the person listed below.

- Hodgepodge Table - Please bring plants, cuttings, divisions, etc. to add to the hodgepodge table
- **Microwave oven needed** - Do you have one you can donate to the Garden Club - contact Anna Lombard @ 989-2003.
- Refreshments - Looking for one more volunteer per month for refreshments. Please notify Anna Lombard @ 989-2003.
- Publicist needed for the Garden Tour - Contact Brenda Dayton to help @ 351-0862
- Folsom Family Expo & Wellness Event – Saturday, October 2 – Volunteers are needed to help children plant vegetables in peat pots. Contact Sally Berry @ 933-4885
- Gardener of the Month – Looking for members with interesting gardens to share in the newsletter. Contact Diane Stout @ 983-3204.

Mystery WEED: Thanks to Don Knott for identifying this weed! I looked it up on the internet.



DODDER -- This plant is a real sucker!

Dodder is a parasitic vine with smooth, wiry, twining stems that attach to a host plant with tiny suckers (haustoria) which draw water, minerals and carbohydrates out of the host plant to feed itself. Large numbers of them twine over shrubbery to form blankets that look like masses of orange spaghetti (which gives it its common name, "vegetable spaghetti"). Dodder is a member of the Morning-Glory Family (Convolvulaceae) in older references, and a member of the Dodder Family (Cuscutaceae) in the more recent publications

and lacks sufficient chlorophyll in its buds, fruits and stems to manufacture food for itself, thus its "sap-sucking" ways.

Control - Since it will grow on so many different plants and its dormant seeds stay viable a long time dodder is hard to control and nearly impossible to eradicate. Dodder seed can be spread by irrigation water, in the manures of livestock that have eaten infested alfalfa, or along with the seed of crops that were infested with dodder. Pre-emergent herbicides such as DCPA (Dacthal), applied to the soil in the spring before seed germination will prevent this pest. Follow label directions!

The use of a 2.4-D type herbicide or contact herbicide sprayed on infected hosts and dodder plants will effectively kill established parasitic plants (and the host plant).

Pulling and destroying dodder infected plants is recommended. Dodder must be destroyed before it produces seeds or infestations will spread.









Pre emergent herbicides such as DCPA (Dacthal), applied to the soil in the spring prior to seed germination will prevent this pest. The use of a 2.4-D type herbicide or contact herbicide directed at infected hosts and dodder plants is effective in killing established parasitic plants (as well as the host). Always read and follow label directions when using herbicides.



**What does the letter "A" have in common with a flower?
They both have bees coming after them.**

Kim Roblin

Sunset Backyard Living - Some of their favorite plants for fuss-free color year after year.

 <p>Aster x frikartii</p>	 <p>Coneflower (Echinacea)</p>	 <p>Coreopsis 'Mango Punch'</p>	 <p>Penstemon (P. gloxinioides)</p>
 <p>Heuchera</p>	 <p>Lavender</p>	 <p>Gloriosa daisy (Rudbeckia hirta)</p>	 <p>Salvia leucantha</p>